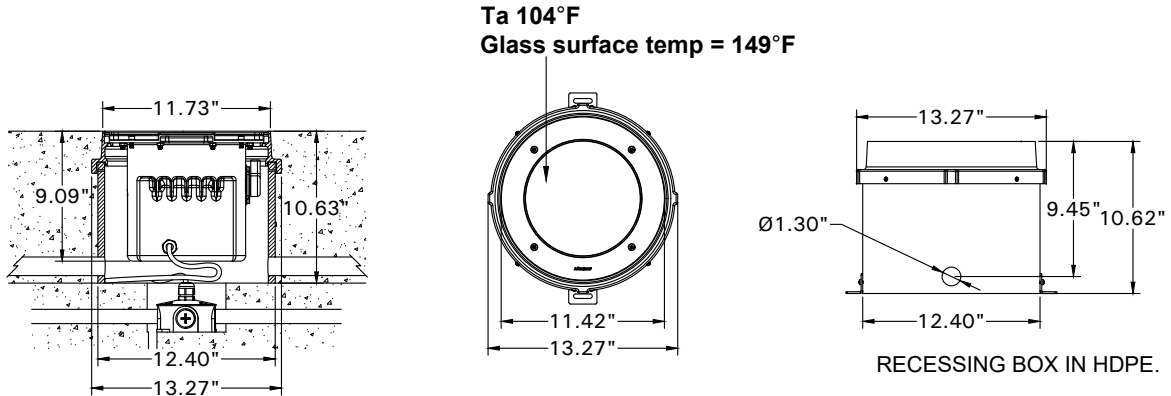


INSTALLATION AND SERVICE MANUAL

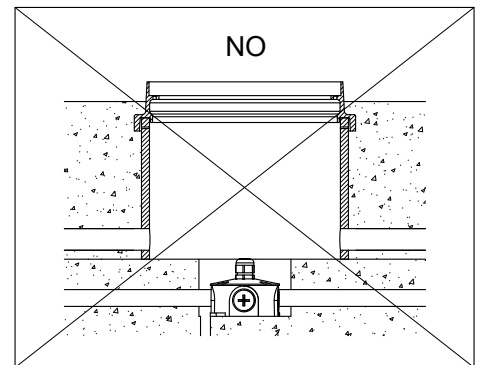
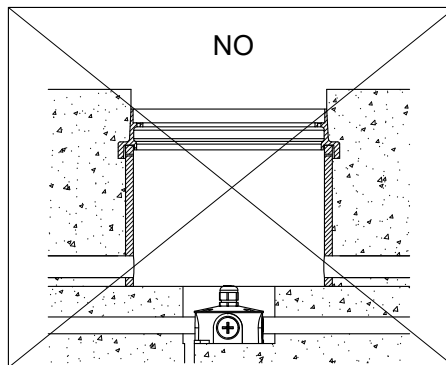
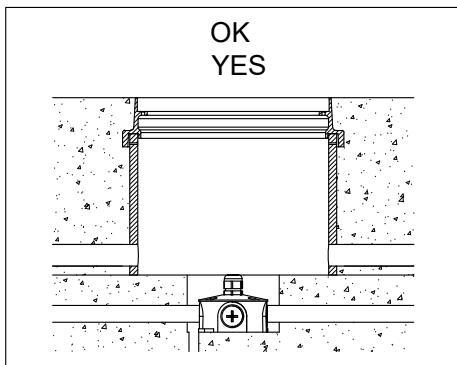
For Installation of Melbourne 7 inground uplight + Accessories A614491.
Model. UMEL-60061 and UMEL-60063

Product drawing (dimensions)

SUITABLE FOR WET LOCATIONS



Static load resistance 11023 lbs



Notice to installer :

- 1.A level surface **MUST** be provided for proper installation.
- 2.A separate water proof wiring box for power connection must be provided (by others)
- 3.The National Electric Code has specific requirements regarding connecting conduits through which moisture may contact energized live parts. These requirements must be strictly adhered to.
- 4.Warning Risk of Fire and electrical shock : Fixture must be installed by a qualified electrician only. the fixture is intended for installation in accordance with the National Electrical Code, Local and Federal Code Specifications. Disconnect power before servicing.
- 5.It is the installers responsibility to make sure that there is sufficient drainage underneath and around the surface of the fixture to ensure that the fixture is not immersed under water for extended periods of time.

Water intrusion can be prevented by following simple drainage measures.

*The following installation procedures are required to ensure the integrity of the fixture and prevent water intrusion.

*Where the fixture is to be installed in concrete, a drain pipe 1/2 inch in diameter as well as adequate pea gravel should be laid from the bottom of the cavity to a drainage area.

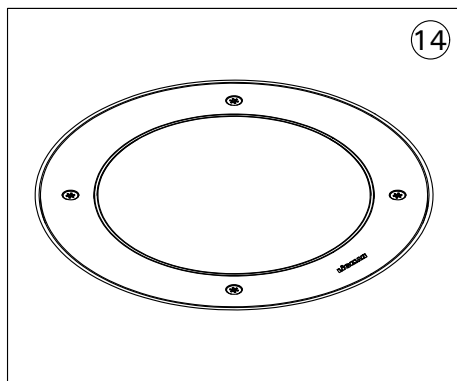
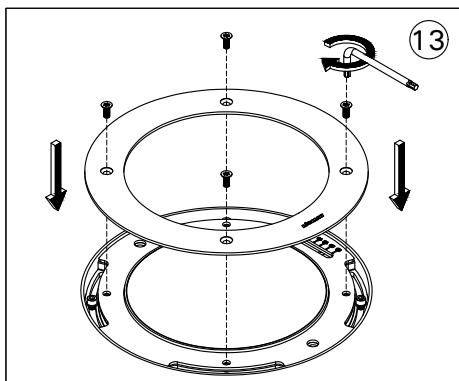
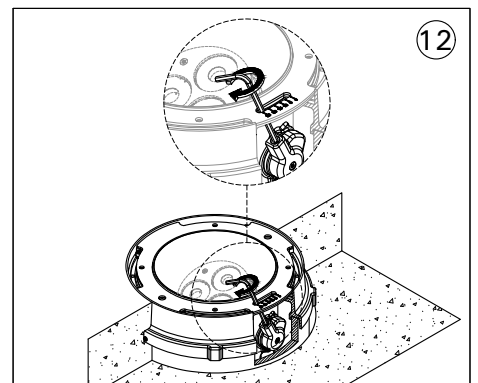
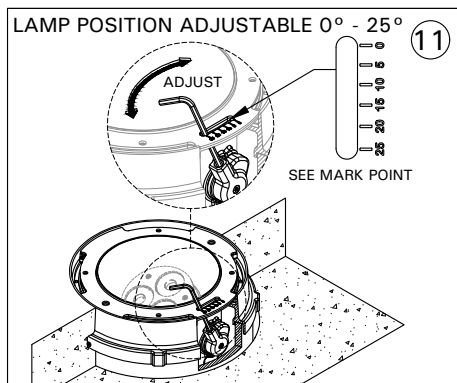
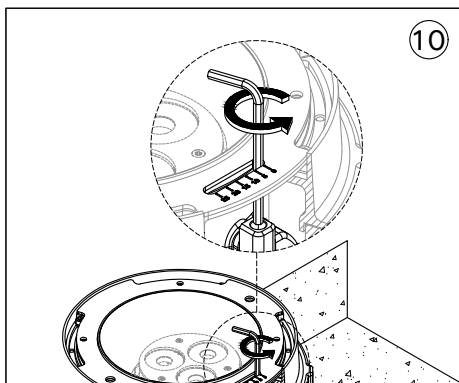
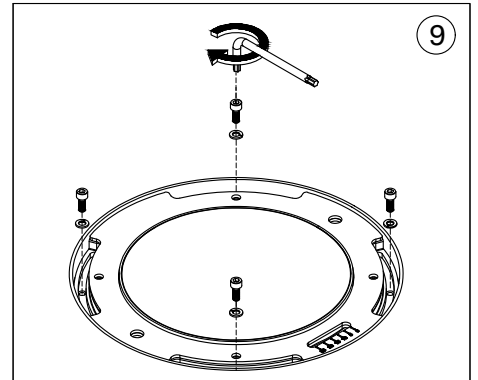
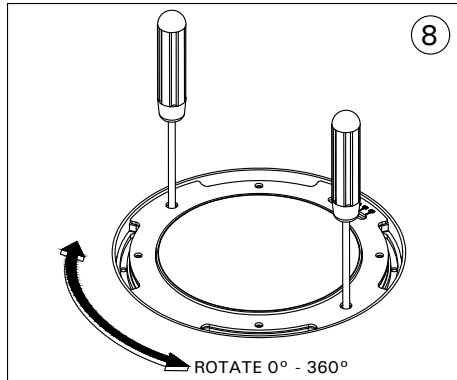
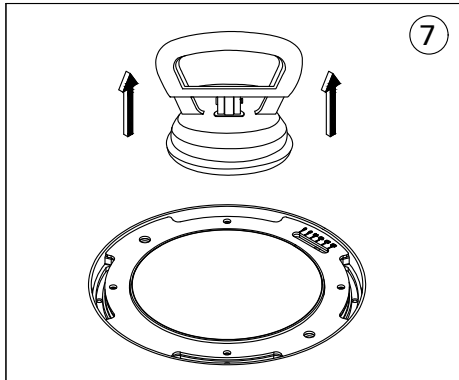
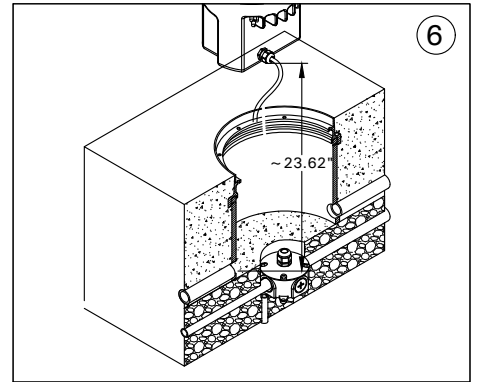
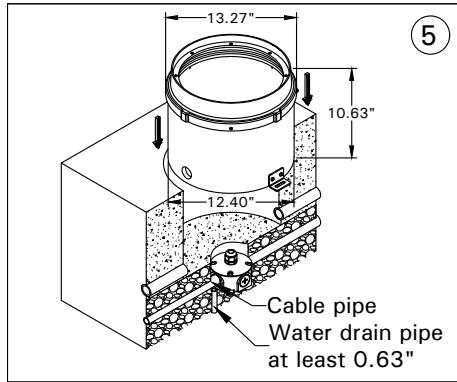
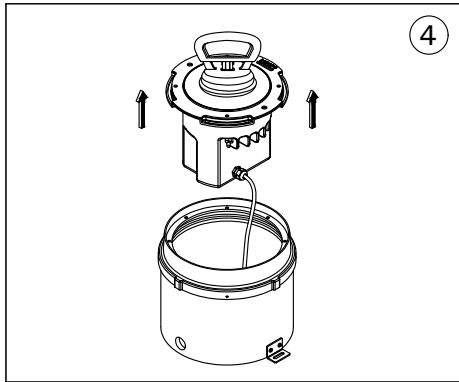
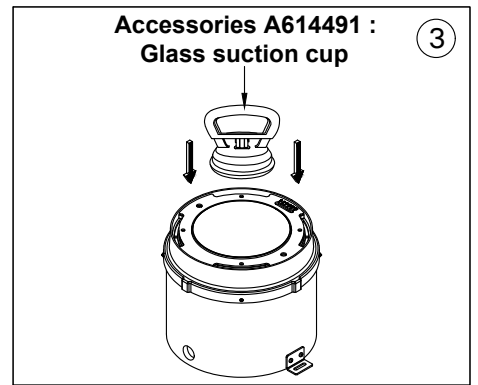
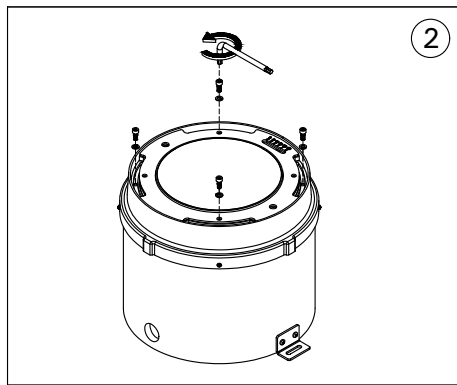
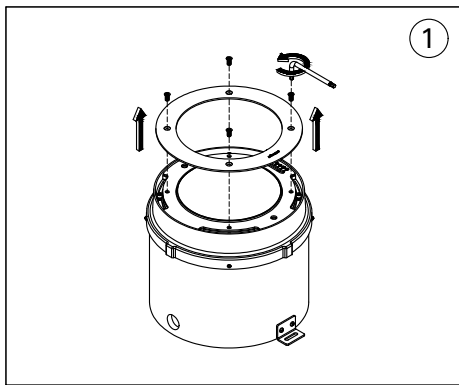
*If installed in soft ground at least 17" of gravel should be laid directly below the fixture and a drain pipe of at least 1/2" in diameter should be installed from the top of the gravel near the underside of the fixture leading to a drainage area.

Close adherence to the installation procedure and ensuring that the above conditions are fully complied with, is critical for a successful Installation of the inground (buried) fixtures

Please note that none compliance of the above instructions will void the guarantee provided by the factory.

Ligman Lighting USA

7144 NE Progress Court, Hillsboro
Oregon, 97124, USA
Tel : 503 645 0500 | Fax : 503 645 8100



Note : Brush finish stainless steel products requirement to wipe the product periodically with a light oil (WD40 or equivalent) to remove any staining.